

Association Rule Discovery

- Association Rules describe frequent co-occurrences in sets
 - an *itemset* is a subset A of all possible items I
- Example Problems:
 - Which products are frequently bought together by customers?
(*Basket Analysis*)
 - DataTable = Receipts x Products (or Customer x Products)
 - Results could be used to change the placements of products in the market
 - Which courses tend to be attended together?
 - DataTable = Students x Courses
 - Results could be used to avoid scheduling conflicts....

Association Rules

- General Form:

$$A_1, A_2, \dots, A_n \rightarrow B_1, B_2, \dots, B_m$$

- Interpretation:

- When items A_i appear, items B_i also appear with a certain probability

- Examples:

- **Bread, Cheese \rightarrow RedWine.**

Customers that buy bread and cheese, also tend to buy red wine.

- **MachineLearning \rightarrow WebMining, MLPraktikum.**

Students that take 'Machine Learning' also take 'Web Mining' and the 'Machine Learning Praktikum'

Basic Quality Measures

$n(A \cup B)$ is the no. of customers that bought all items in item sets A and B .

- **Support** $support(A \rightarrow B) = support(A \cup B) = \frac{n(A \cup B)}{n}$
 - proportion of examples for which both the head and the body of the rule are true
 - How many examples does this rule cover?
- **Confidence** $confidence(A \rightarrow B) = \frac{support(A \cup B)}{support(A)} = \frac{n(A \cup B)}{n(A)}$
 - proportion of examples for which the head is true among those for which the body is true
 - How strong is the implication of the rule?
- **Example:**
 - **Bread, Cheese => RedWine** (S = 0.01, C = 0.8)
80% of all customers that bought bread and cheese also bought red wine.
1% of all customers bought all three items.

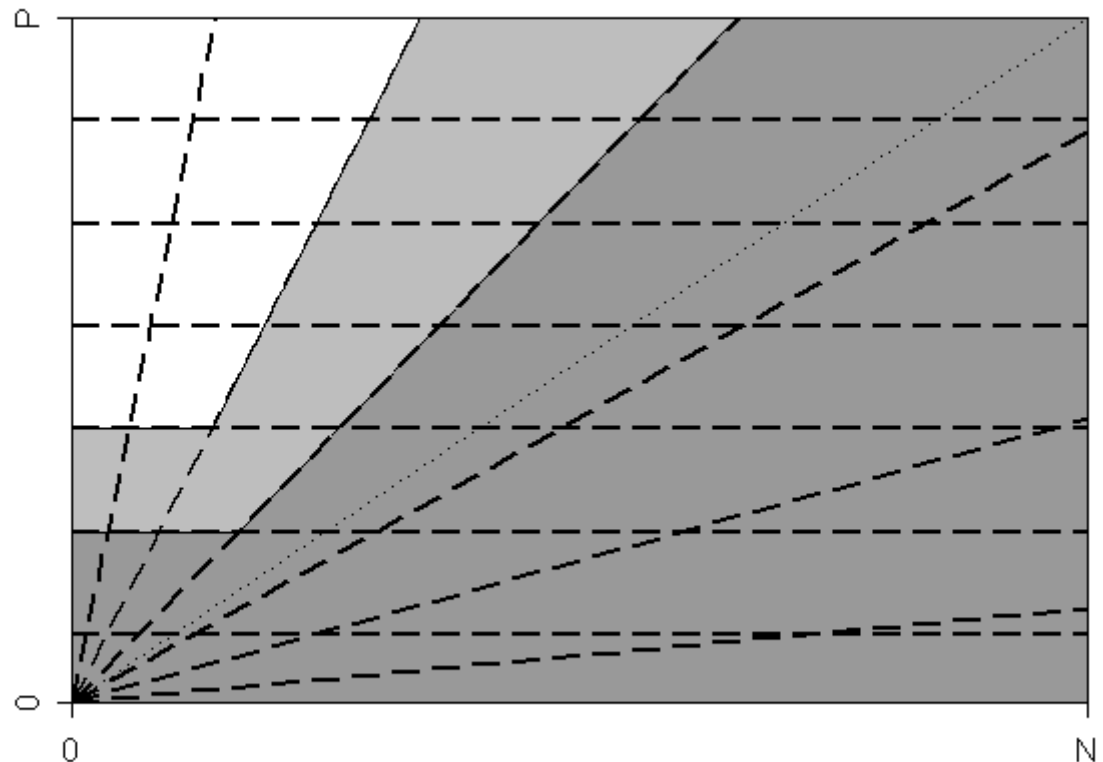
Learning Problem

Find all association rules with a given *minimum support* s_{min} and a given *minimum confidence* c_{min}

- **Frequent itemsets:**
 - An itemset A is *frequent* if $support(A) \geq s_{min}$
- **Key Observation (*anti-monotonicity of support*):**
 - Adding a condition (specializing the rule) may never increase support/frequency of a rule (or of its itemset).
$$C \subseteq D \Rightarrow support(C) \geq support(D)$$
 - Therefore:
 - an itemset can only be frequent if *all* of its subsets are frequent
 - all supersets of an infrequent itemset are also infrequent

Support/Confidence Filtering

- filter rules that
 - cover not enough positive examples ($p < s_{min}$)
 - are not precise enough ($h_{prec} < c_{min}$)
- *effects:*
 - all but a region around $(0, P)$ is filtered



Note: $P \triangleq$ examples for which head is true
 $N \triangleq$ examples for which head is false

APRIORI Step1: FreqSet: Find all Frequent Itemsets

1. $k = 1$
2. $C_1 = I$ (all items)
3. while $C_k > \emptyset$
 - (a) $S_k = C_k \setminus$ all infrequent itemsets in C_k ← check on data
 - (b) $C_{k+1} =$ all sets with $k+1$ elements that can be formed by forming the union of two itemsets in S_k
 - (c) $C_{k+1} = C_{k+1} \setminus$ all itemsets for which not all k -subsets are in S_k
 - (d) $S = S + S_k$
 - (e) $k++$
4. return S

Candidate itemsets are stored in efficient data structures such as hash trees or tries.

Efficient Candidate Generation

- Formation of C_{k+1} (Step 3(b) of the algorithm):
 - combines two frequent k -itemsets to a candidate for a $(k+1)$ -itemset
 - can be performed efficiently:

$$C_{k+1} = \{ \langle X_1, \dots, X_{k-1}, X_k, X_{k+1} \rangle \mid \langle X_1, \dots, X_{k-1}, X_k \rangle \in C_k, \langle X_1, \dots, X_{k-1}, X_{k+1} \rangle \in C_k, X_k < X_{k+1} \}$$

- assumes items are ordered in some way (e.g., alphabetically)
 - will generate each itemset only once (sorted from X_1 to X_{k+1})
 - no candidate will be missed (anti-monotonicity of support)
- Pruning of C_{k+1} (Step 3(c) of the algorithm):
 - testing all k -item subsets of a $k+1$ -itemset
 - generated by deleting each of the first $k-1$ conditions
 - delete the candidate set if not all k -item subsets are frequent (i.e., in S_k)

Example

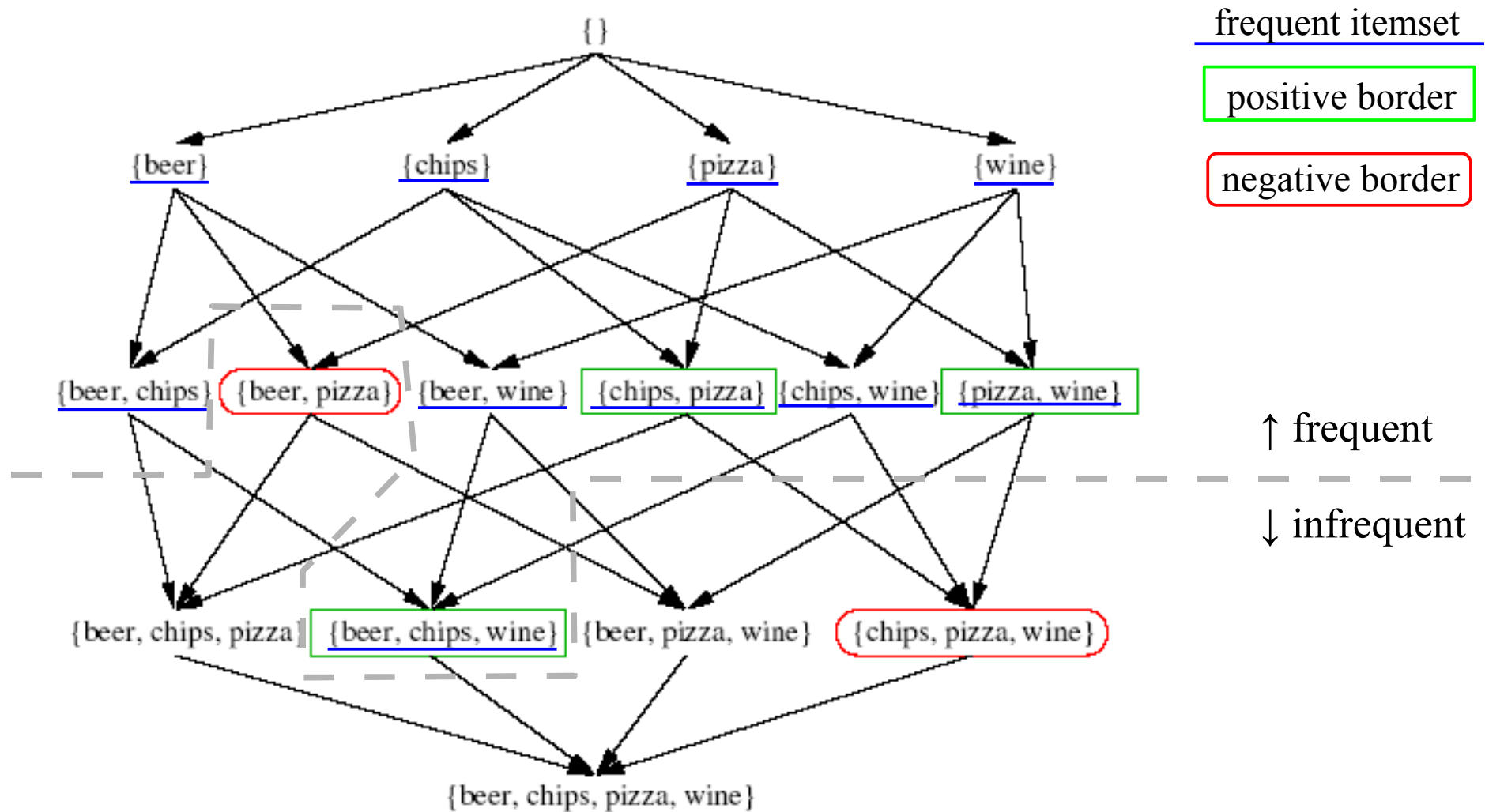
	beer	chips	pizza	wine
customer 1	1	1	0	1
customer 2	1	1	0	0
customer 3	0	0	1	1
customer 4	0	1	1	0

- Find all itemsets with $s_{\min} = 0.25$
 - $C_1 = \{ \{\text{beer}\}, \{\text{chips}\}, \{\text{pizza}\}, \{\text{wine}\} \}$
 $S_1 = \{ \{\text{beer}\}, \{\text{chips}\}, \{\text{pizza}\}, \{\text{wine}\} \}$
 - $C_2 = \{ \{\text{beer, chips}\}, \{\text{beer, pizza}\}, \{\text{beer, wine}\}, \{\text{chips, pizza}\}, \{\text{chips, wine}\}, \{\text{pizza, wine}\} \}$
 $S_2 = \{ \{\text{beer, chips}\}, \{\text{beer, wine}\}, \{\text{chips, pizza}\}, \{\text{chips, wine}\}, \{\text{pizza, wine}\} \}$
 - $C_3 = \{ \{\text{beer, chips, wine}\}, \{\text{chips, pizza, wine}\} \}$
 $S_3 = \{ \{\text{beer, chips, wine}\} \}$
 - $C_4 = \emptyset$

Search Space and Border

- Search Space:
 - The search space for frequent itemsets can be structured with the subset relationship
- Border:
 - The **border** are all itemsets for which
 - all subsets are frequent
 - no superset is frequent
 - **positive border**:
 - elements of the border that are frequent
 - **negative border**:
 - elements of the border that are infrequent
 - Frequent itemsets = subsets of border + positive border

Search Space and Border

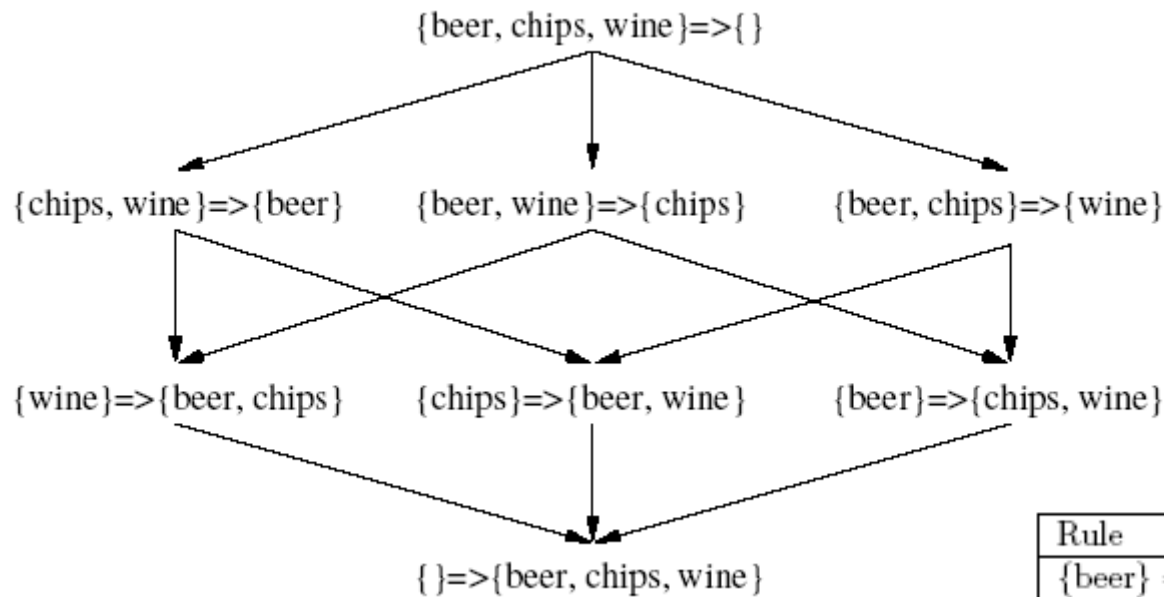


based on Bart Goethals, Survey on Frequent Pattern Mining, 2002

APRIORI Step 2: Generate Association Rules

- Association rules can be generated from frequent item sets
 - confidence of the rule can be computed efficiently from the support of Y and Z , but generating all rules may be expensive
 - for each frequent item set X there are $2^{|X|}$ possible association rules of the form $Y \rightarrow Z$, with $Y \cup Z = X$ and $Y \cap Z = \{\}$
- Efficient generation of association rules:
 - the generation of all subsets can be made much more efficient by exploiting the anti-monotonicity property in the heads of the rules
 - Confidence Anti-monotonicity:
 - $confidence(A \rightarrow B, C) \leq confidence(A, B \rightarrow C)$
 - Why?
 - Thus, rules can be generated with an algorithm similar to FreqSet (starting with heads with length 1, etc.)
 - if a head causes the rule to become unconfident, all supersets of the head must be unconfident

Example



confidence ≥ 0.5

Rule	Support	Frequency	Confidence
$\{beer\} \Rightarrow \{chips\}$	2	50%	100%
$\{beer\} \Rightarrow \{wine\}$	1	25%	50%
$\{chips\} \Rightarrow \{beer\}$	2	50%	66%
$\{pizza\} \Rightarrow \{chips\}$	1	25%	50%
$\{pizza\} \Rightarrow \{wine\}$	1	25%	50%
$\{wine\} \Rightarrow \{beer\}$	1	25%	50%
$\{wine\} \Rightarrow \{chips\}$	1	25%	50%
$\{wine\} \Rightarrow \{pizza\}$	1	25%	50%
$\{beer, chips\} \Rightarrow \{wine\}$	1	25%	50%
$\{beer, wine\} \Rightarrow \{chips\}$	1	25%	100%
$\{chips, wine\} \Rightarrow \{beer\}$	1	25%	100%
$\{beer\} \Rightarrow \{chips, wine\}$	1	25%	50%
$\{wine\} \Rightarrow \{beer, chips\}$	1	25%	50%

Example 2

	bread	butter	coffee	milk	sugar
customer 1	1	1	0	0	1
customer 2	0	0	1	1	1
customer 3	1	0	1	1	1
customer 4	0	0	1	1	0

- Find all association rules with $s_{\min} = 0.5$ and $c_{\min} = 1.0$

1. find frequent itemsets:

- $C_1 = \{ \{ \text{bread} \}, \{ \text{butter} \}, \{ \text{coffee} \}, \{ \text{milk} \}, \{ \text{sugar} \} \}$
 $S_1 = \{ \{ \text{bread} \}, \{ \text{coffee} \}, \{ \text{milk} \}, \{ \text{sugar} \} \}$
- $C_2 = \{ \{ \text{bread, coffee} \}, \{ \text{bread, milk} \}, \{ \text{bread, sugar} \}, \{ \text{coffee, milk} \}, \{ \text{coffee, sugar} \}, \{ \text{milk, sugar} \} \}$
 $S_2 = \{ \{ \text{bread, sugar} \}, \{ \text{coffee, milk} \}, \{ \text{coffee, sugar} \}, \{ \text{milk, sugar} \} \}$
- $C_3 = \{ \{ \text{coffee, milk, sugar} \} \}$
 $S_3 = \{ \{ \text{coffee, milk, sugar} \} \}$
- $C_4 = 0$

Example 2 (Ctd.)

2. Find all rules with $c_{\min} = 1.0$

- **bread** => **sugar** (0.5,1.0)
- **milk** => **coffee** (0.75,1.0)
- **coffee** => **milk** (0.75,1.0)
- **milk, sugar** => **coffee** (0.5, 1.0)
- **sugar, coffee** => **milk** (0.5, 1.0)

bread	butter	coffee	milk	sugar
1	1	0	0	1
0	0	1	1	1
1	0	1	1	1
0	0	1	1	0

● Other rules have

- too small frequency (filtered out by Step 1)
 - **butter** => **bread, sugar** (0.25, 1.0)
- too small confidence (filtered out by Step 2)
 - **milk, coffee** => **sugar** (0.5, 0.67)

Properties of APRIORI

- Efficiency
 - only needs k passes through the database to find all association rules of length k
 - important if database is too big for memory
 - bottleneck:
 - large number of itemsets must be tested for each item
- Search space
 - significant reduction of search space over searching all possible rules ($2^{|\mathcal{I}|}$ different subsets)
- Results
 - generates far too many rules for practical purposes
 - further filtering of result sets is necessary
 - e.g., sort rules by some measure of interestingness and report the best n rules

Filtering Association Rules

- assume rules $R_1: A, B \rightarrow C$ and $R_2: A \rightarrow C$
- OpusMagnum (Webb, 2000) filters rule R_1 if it is
 - **trivial:**
 - R_2 covers the same examples
 - **unproductive:**
 - R_2 has an equal or higher confidence
 - **insignificant:**
 - R_2 's confidence is not significantly worse (binomial test)
- Interesting Measures:
 - sort rules by some numerical measure of interestingness
 - return the n best rules (n set by user)
 - it is hard to formalize the notion of „interestingness“

Interestingness Measures

- Basic problem:
 - support and confidence are not sufficient for capturing whether a rule is interesting or not
 - a rule may have high support and confidence, but still not be interesting or surprising
- Example:
 - **diapers => beer** ($c=0.9$)
90% of customers that buy diapers also buy beer.
 - looks like an interesting finding
 - BUT: if we know that 90% of *all* customers buy beer, the rule is not at all interesting

Lift & Leverage

- Lift:

- ratio of confidence over *a priori* expectation for head

$$\text{lift}(A \rightarrow B) = \frac{\frac{n(A \cup B)}{n(A)}}{\frac{n(B)}{n}} = \frac{\text{confidence}(A \rightarrow B)}{\text{support}(B)} = \frac{\text{support}(A \rightarrow B)}{\text{support}(A) \text{support}(B)}$$

- Leverage:

- Difference between support and expected support if rule head and body were independent

$$\text{leverage}(A \rightarrow B) = \text{support}(A \rightarrow B) - \text{support}(A) \text{support}(B)$$

- leverage is a lower bound for support
 - high leverage implies high support
 - optimizing only leverage guarantees a certain minimum support (contrary to optimizing only confidence or only lift)

Best-First Search

- Frequent set based search (Apriori)
 - typically far too many rules
 - pruning is based on support/frequency, even if interesting measure is different
 - focus on minimizing the number of database scans
- OpusMagnum (Webb, KDD-2000)
 - assumes examples fit in main memory
 - directly searches for the n best rules in a best-first fashion
 - rule quality can be based on a variety of criteria
 - many pruning options
 - *optimistic pruning*: prune a rule if the highest possible value of its successors is too low to be of interest
 - syntactic constraints really reduce search space
 - for Apriori they only affect phase 2.

Vertical Database Layout

- horizontal database
 - each transaction lists bought items

	beer	wine	chips	pizza
100	1	1	1	0
200	1	0	1	0
300	0	1	0	1
400	0	0	1	1

- vertical database
 - each item lists the transactions that bought it

	beer	wine	chips	pizza
100	1	1	1	0
200	1	0	1	0
300	0	1	0	1
400	0	0	1	1

- if the vertical database fits into memory
 - itemsets can be joined by computing the intersection of the transactions that bought it
 - e.g., $\{ \text{beer} \} = \{1,1,0,0\} \cup \{ \text{wine} \} = \{1,0,1,0\} \rightarrow \{ \text{beer, wine} \} = \{1,0,0,0\}$
 - transactions that appear in no k -item can be deleted
 - will not appear in any $(k+1)$ -item
 - algorithm works only if database fits into memory!

Depth-First Search

- Apriori searches for itemsets in a breadth-first fashion
- There are other algorithms that find frequent item sets depth-first:
 - Eclat (Zaki, 2000)
 - recursively generates all item-sets with the same prefix
 - uses vertical database layout
 - but data can be divided into smaller subsets based on common prefixes
 - FP-Growth (Han, Pei, Yin, 2000)
 - quite similar to Eclat, but uses an elaborate data structure, a frequent pattern tree (FP-tree)
- The Association rule growing phase is the same for these algorithms

Representational Extensions

- Nominal Attributes:
 - each n -valued attribute can be transformed into n binary attributes
 - increased efficiency if the algorithm knows that only one of these n values can appear in an item set
- Abstraction Hierarchies:
 - forming groups of items (e.g., dairy products) and using them as additional items
- Sequences:
 - efficient extension of FreqSet to find frequent subsequences
- Rule Schemata:
 - the user may restrict the pattern of rules of interest (e.g., only rules with a certain set of attributes in the head)

Application: Telecommunication Alarm Sequence Analyzer (TASA)

- Goal:
 - find temporal dependencies in alarm sequences for
 - recognizing redundant alarms
 - detecting problems in the networks
 - early warning of severe problems
- Data:
 - temporal sequence of alarms in a finnish telecommunications network
 - 200-10000 alarms/day, 73679 alarms over 50 days, 287 different alarm types
- Find:
 - associations in time sequences of a certain length
 - IF alarm A and alarm B occur within 5 seconds THEN with probability 0.7, alarm C will follow within 60 seconds

References

- Bart Goethals. *Survey on Frequent Pattern Mining*. Manuscript, 2003.
<http://www.adrem.ua.ac.be/~goethals/publications/survey.pdf>
- Ian H. Witten, Eibe Frank, *Data Mining: Practical Machine Learning Tools and Techniques with Java Implementations*, Morgan Kaufmann, 2nd edition 2005.
(sections 3.4 and 4.5)

Software:

- Geoff Webb, *Magnum Opus*, Demo Version (limited to 1000 examples). <http://www.csse.monash.edu.au/~webb/software.htm>
- Other Association Rule Learning software is also available by Mohammed Zaki, Bart Goethals, or Christian Borgelt, and a version of APriori is implemented in Weka.